

Kammprofile

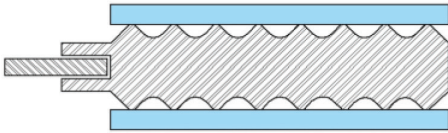
Serrated Flat Metal Gaskets

Grooved metal gasket with covering layers

K40PEF & K40CEF

Extended Core Floating, Centering Ring

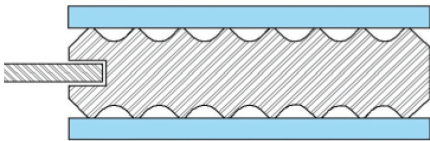
Similar to the floating centering ring, this style has an extended core whereby providing additional strength and stability to the overall floating design.



K40PF & K40CF

Floating Centering Ring

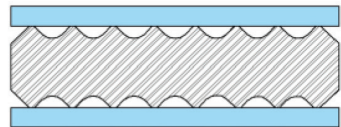
A loose fitting centering ring is recommended on applications where thermal or pressure cycling can affect the integrity of the serrated metal core. It allows for expansion and contraction of the core through these cycling conditions.



K40P & K40C

No Centering Ring


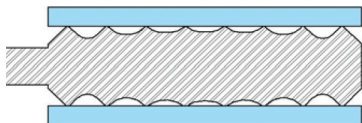
This basic configuration is most often used in tongue & groove and male & female flanges.



K40PI & K40CI

Integral Centering Ring

The centering ring is used to position the gasket between flat face and raised face type flanges.



Durlon® Kammprofile gaskets have a solid metal core with concentrically serrated grooves machined into the top and bottom faces. The metal core is typically stainless steel, but it can be supplied in various metallurgies as per the customer's request.

The serrated core is covered with soft sealing material and is dependent on the service conditions of the system. Flexible graphite and expanded PTFE sealing layers are most common, but other products like HT1000® or ETG's can be used as well. While providing the Durlon® Kammprofile gasket with excellent sealing properties, the soft sealing layers also fill in minor flange imperfections and protect the flange surfaces from damage.

APPLICATION:

Durlon® Kammprofile gaskets are the preferred choice for applications requiring improved performance at low seating stresses. The serrated peaks provide reduced contact area and when combined with the soft conformable sealing layers, the Durlon® Kammprofile gasket provides a virtual metal-to-metal connection. They feature excellent resistance to blowout and provide superior stability for ease of handling and installation.

Serrated Flat Metal Gaskets

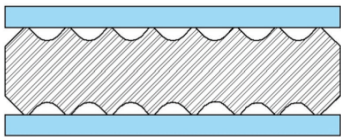
Grooved metal gasket with covering layers

Durlon® Kammprofile gaskets are offered in 4 styles in each of the 2 core designs.

K40P

Parallel Root Core

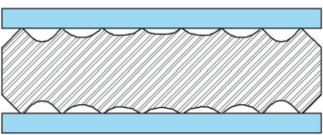
This core design is where the main sealing faces of the serrated metal core are parallel to each other. These are the standard design of Kammprofile gaskets.



K40C

Convex Root Core

This core design is where the main sealing faces of the serrated metal core are slightly convex in profile. The convex core helps compensate when flange rotation is experienced on the bolt.



CORE MATERIALS:

- Standard core material is 316 stainless steel with a nominal thickness of 0.125” (3mm)
- Other core materials and thicknesses are available to suit specific applications
- Core material is generally selected in an identical material to the piping system in order to reduce corrosion problems

FACING MATERIALS:

- Standard facing material is flexible graphite with a nominal thickness of 0.020” (0.5mm)
- Other facing materials and thicknesses are available to suit specific applications
- Meets Shell Specification MESC SPE 85/203 & PVRC SCR Flexible Graphite Spec for FG 600 material

SHAPES:

- Round, ovals (normal or irregular), manways, track shapes, diamonds, squares/rectangles, with ribs, etc.

FLANGE SURFACE FINISH:

- The ideal flange surface finish for use with Kammprofile gaskets is 125-250

Physical Properties

Temperature:	
Min	-200°C (-328°F)
Max (material dependent)	1,000°C (1,832°F)
Pressure, max, bar (psi)	414 (6,000)
pH range, Room Temp	0-14
Gasket Factors	
m	4.00
Y, psi	1,000

Note: ASTM properties are based on 1/16” sheet thickness, except ASTM F38 which is based on 1/32” sheet thickness. This is a general guide only and should not be the sole means of accepting or rejecting this material. The data listed here falls within the normal range of product properties, but should not be used to establish specifications limits nor used alone as the basis of design. For applications above Class 300, contact our technical department.

Warning: Durlon® gasket materials should never be recommended when both temperature and pressure are at the maximum listed. Properties and applications stated are typical. No applications should be undertaken by anyone without independent study and evaluation for suitability. Never use more than one gasket in one flange joint and never reuse a gasket. Improper use or gasket selection could cause property damage and/or serious injury. Data reported is a compilation of field testing, field service reports and/or in-house testing. While the utmost care has gone into publishing the information contained herein, we assume no responsibility for errors. Specifications and information contained in this flyer are subject to change without notice. This edition cancels and obsoletes all previous editions.

®Registered trademark of Durlon Sealing Solutions • durlon.com • Triangle Fluid Controls Ltd., Belleville, ON, Canada • trianglefluid.com • info@trianglefluid.com • Toll-free: 866-537-1133 • Gasket Resources Inc., Downingtown, PA, USA • gasketresources.com • tech@gasketresources.com • Toll-free: 866-707-7300 • Durabla Asia Pte Ltd, 2 Venture Drive, #12-18 Vision Exchange, Singapore • durablaasia.com.sg • gasketinfo@durablaasia.com.sg • (65) 9722 1438 • Durabla Fluid Controls (Suzhou) Co. Ltd • 2 YongWu Road, BeiQiao Town, Xiangcheng District, Suzhou 215144, Jiangsu Province, P.R.China • durlon.cn • infochina@durlon.com • (86)51286896656 REV. 2020/01